


# Directions to the **Outpatient Testing Lab** from the Spina Bifida Clinic at UPMC Mercy Pavilion



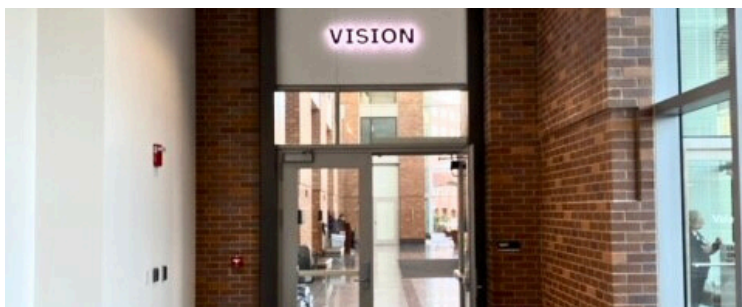
## **Step 1**

Take the elevators by the parking garage doors to the Ground Level.




## **Step 2**

Follow the hallway and turn left.



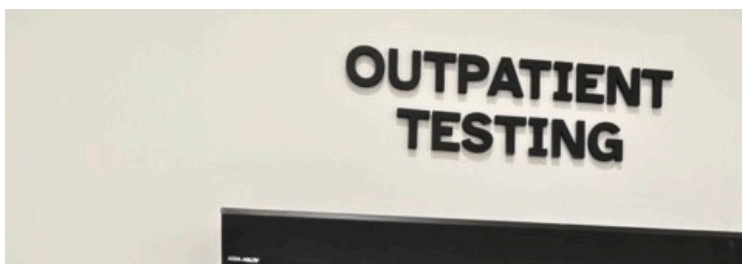
## **Step 3**

Go through the door to the Vision Institute Lobby.



## **Step 4**

Continue through the lobby toward the elevators.



## **Step 5**

Continue to the Outpatient Testing Lab.

**After your tests, our staff can contact a concierge to help you get back to your transportation.**