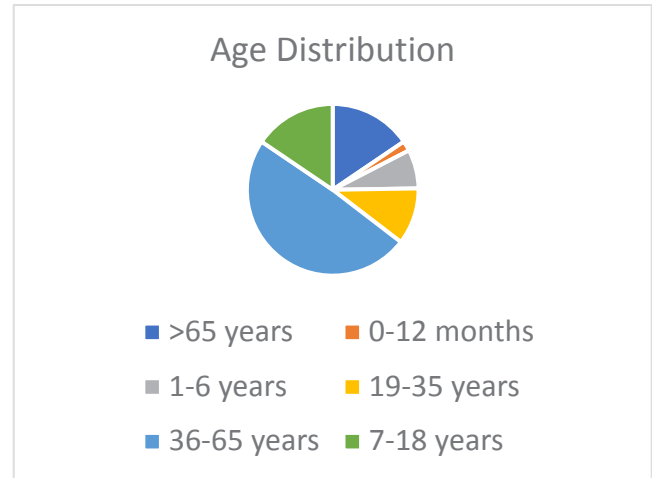


TOTAL PATIENTS: 3917

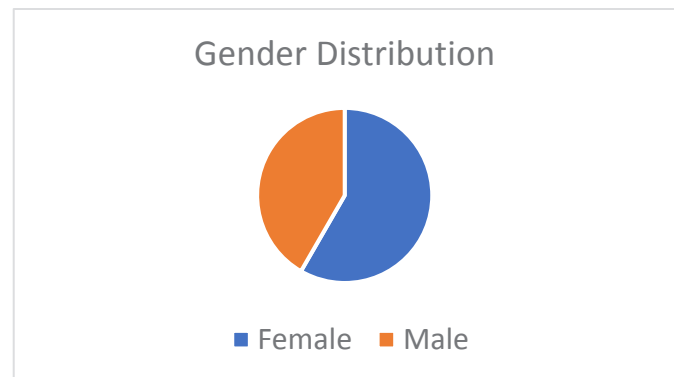
AGE DISTRIBUTION:

- 0-12 months - 74 (1.9%)
- 1-6 years - 287 (7.3%)
- 7-18 years - 608 (15.5%)
- 19-35 years - 418 (10.7%)
- 36-65 years - 1922 (49.1%)
- >65 years - 608 (15.5%)



GENDER DISTRIBUTION:

- Female - 2285 (58.3%)
- Male - 1632 (41.7%)



RACIAL DISTRIBUTION:

American Indian - 3 (0.1%)

Asian - 34 (0.9%)

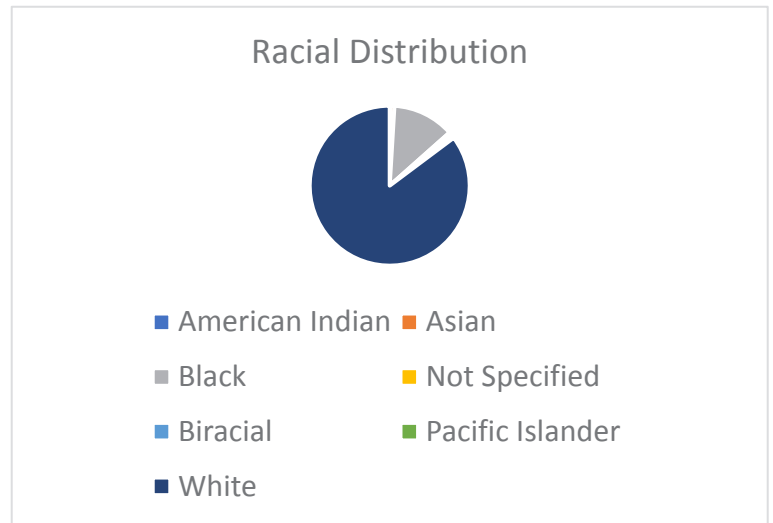
Black - 490 (12.5%)

Biracial - 14 (0.4%)

Pacific Islander - 12 (0.3%)

White - 3338 (85.2%)

Not Specified - 26 (0.7%)



INSURANCE TYPES:

Commercial - 1560 (39.8%)

Medical Assistance - 1480 (37.8%)

Medicare - 737 (18.8%)

Self Pay - 132 (3.4%)

