

# Getting an Ultrasound

## Photo Preparation Book



This is the Radiology Waiting Room. There are a lot of fun things to do in this room while you wait! The people in this room are waiting for pictures called X-rays, MRI's, CT scans, or Ultrasound's (just like you!)



Next, you will go to one of the registration desks. The patient services representative will let the technologists know that you are here.



You will also get a special bracelet that tells everyone who you are. Then you will go back to the waiting room.



This is the room where you will get your ultrasound.



This is the bed you will lay on to get your ultrasound pictures.

The grown-ups you brought with you can stay with you the whole time. There are chairs on the opposite side of the bed.



This is the screen where the technologists will be able to see your pictures.



This is the camera that will slide over the part of your body we need a picture of.





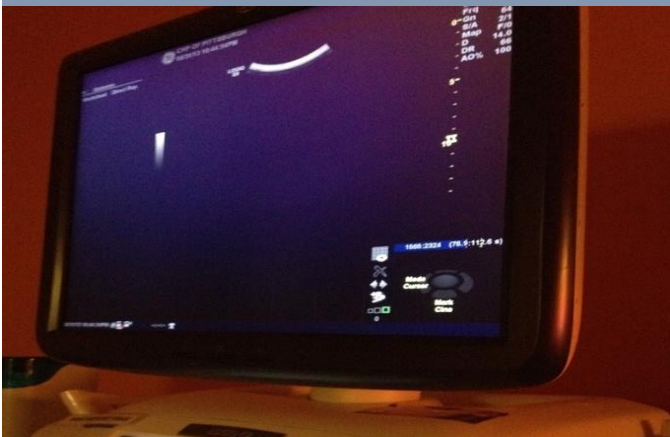
They will use the warm gel on the camera to help get the pictures. Some kids say this gel is gooey and warm!

How do you think it will feel?

## Without Gel



Without the warm gel, the special camera cannot get clear pictures.



## With Gel



With the warm gel, the special camera can get clear pictures.





You can see your pictures on  
the TV screen too!

# Your job is to stay relaxed!



Play a game, watch a movie  
or listen to music!

Take big deep breaths





Squeeze a stress ball or a  
grown-up's hand!



Before you leave, the technologist has to check to see if the doctor needs any more pictures.

While you wait, it may be fun to play iSpy with the pictures on the ceiling!



# Additional Support

If your child has any special needs or health issues you feel the doctor needs to know about, please call the Department of Pediatric Radiology at Children's to speak with a technologist or Child Life Specialist before the test. (412) 692-5512.

It is important to notify us in advance about any special needs.

Preparing your child beforehand, as well as comforting your child during the test, will help your child have a more positive experience.

Sometimes it is difficult to know how to explain tests to children. These preparation books have been created to help you and your child feel as prepared as possible.

If you feel that your child will have difficulty during the test or needs a more developmentally appropriate explanation prior to their visit, please call the Department of Pediatric Radiology's Child Life Specialist (412) 692-9532.