

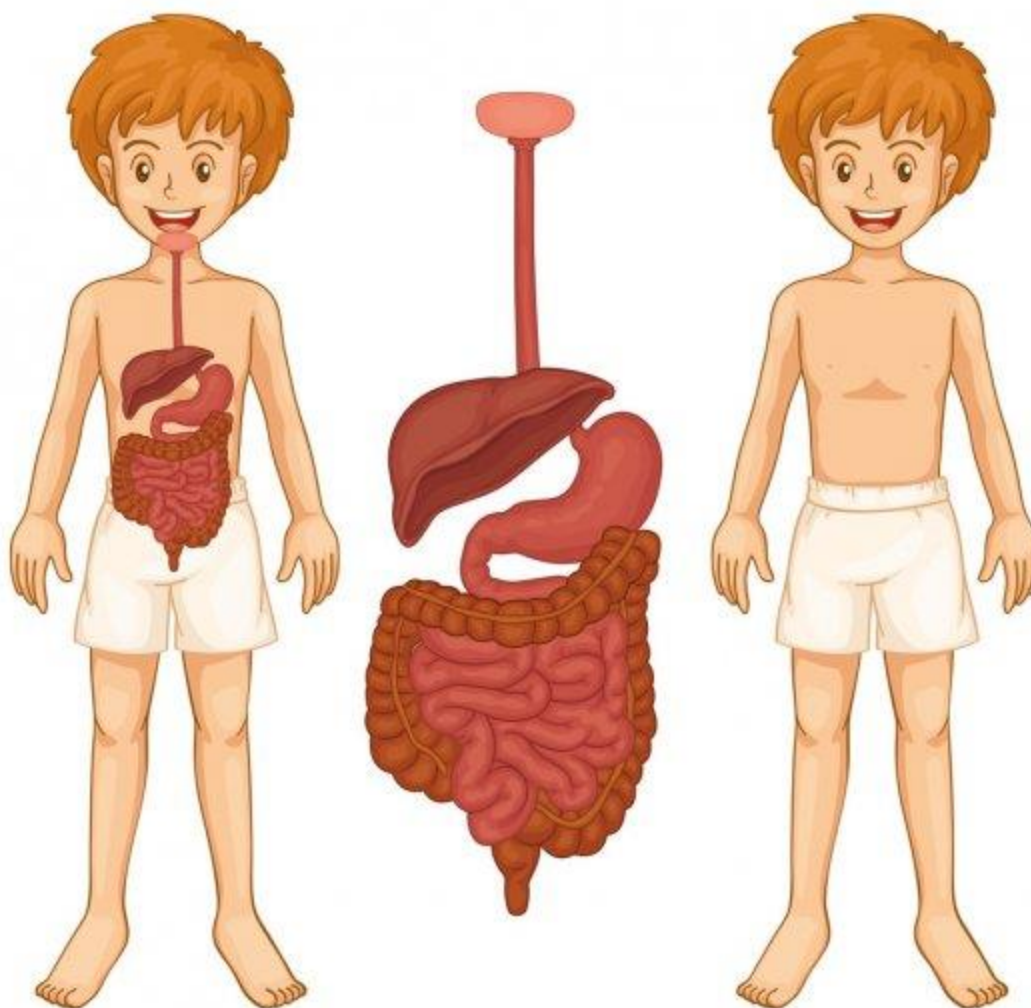
Getting a Gastric Emptying (Liquid)

Nuclear Medicine Scan

Photo Preparation Book

A Gastric Emptying scan is a funny way of saying that we need pictures of how liquid moves through your body or is digested.

Digestive System





This is the Radiology Waiting Room. There are a lot of fun things to do in this room while you wait!

The people in this room are waiting for pictures called X-rays, Ultrasounds, CT scans, or Gastric Emptying scans (just like you!)



Next, you will go to one of the registration desks. The patient services representative will let the technologists know that you are here.



You will also get a special bracelet that tells everyone who you are. Then you will go back to the waiting room.



Next, a nuclear medicine technologist will walk you from the waiting room to the camera room.

A technologist is the person who will take your pictures!



A Gastric Emptying scan uses a special camera called a GAMMA CAMERA that takes pictures of the inside of your body.

The camera does not make any noise and does not touch you.

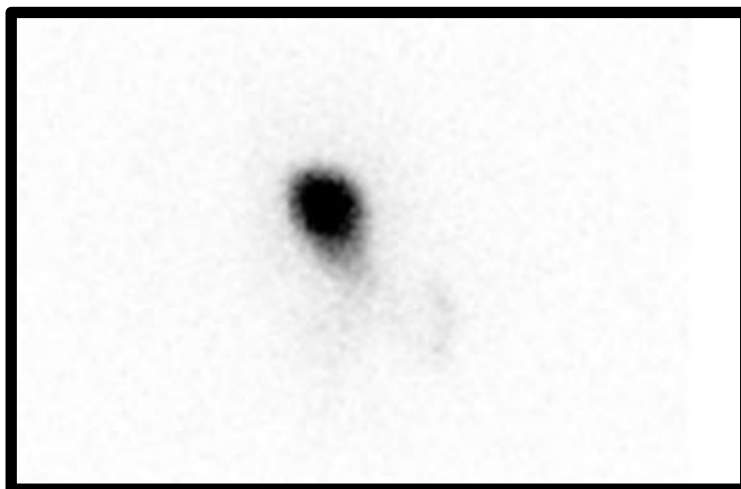



You will need to drink 4oz of water so the technologist can see the inside of your body on your picture.

You will lay down on the camera's table while you are drinking.

A special liquid called a radioactive isotope is mixed into the water that you will drink. You will not taste or see it. The isotope helps the camera to see the inside of your body when it takes your pictures.

Can you tell which picture has the isotope in it?





You will lie on the bed for your pictures.
The technologist will give you a seatbelt to help remind you to stay still for the pictures.

Remember: the camera never touches you!

It will take 1 hour to complete all your pictures.



Your most important job while your pictures are being taken is to **stay very still!**

You can watch a movie or listen to music on the iPad to help you stay still.

The grown up you brought with you can sit next to you the whole time.

Additional Support

If your child has any special needs or health issues you feel the doctor needs to know about, please call the Department of Pediatric Radiology at Children's to speak with a technologist or Child Life Specialist before the test. (412) 692-5512.

It is important to notify us in advance about any special needs.

Preparing your child beforehand, as well as comforting your child during the test, will help your child have a more positive experience.

Sometimes it is difficult to know how to explain tests to children. These preparation books have been created to help you and your child feel as prepared as possible.

If you feel that your child will have difficulty during the test or needs a more developmentally appropriate explanation prior to their visit, please call the Department of Pediatric Radiology's Child Life Specialist (412) 692- 9532.