

Going to the North Surgery Center Photo Preparation Book



My adult will check us in at this desk and I will get a bracelet with my name and birthday on it.

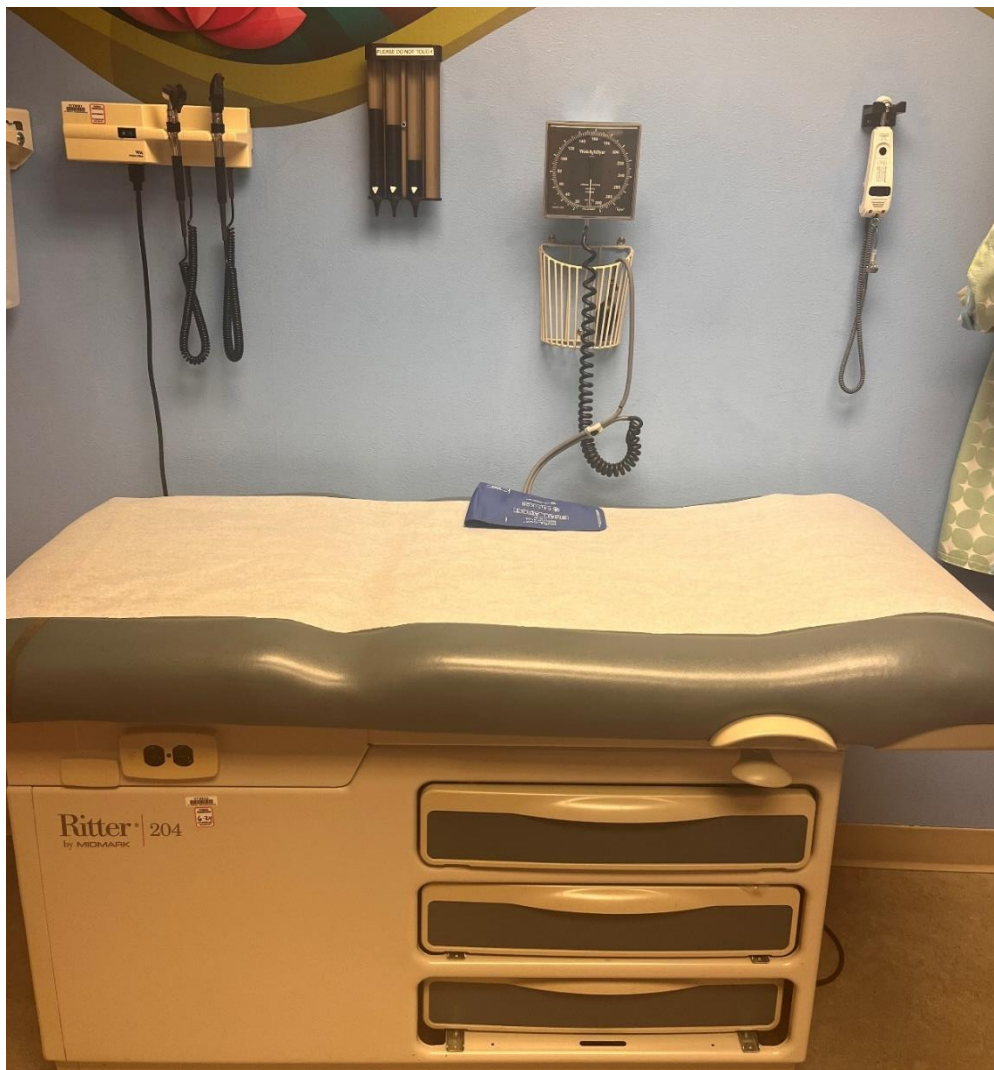


I will wait in the waiting room until it is time to go back to my exam room.




The Exam Room

This is the room where I will meet nurses and doctors before my surgery or procedure.



A nurse or patient care technician (PCT) will check my height, weight, blood pressure, and temperature. I will change into pajamas.



My doctor may give me a medicine called Versed. This is a medicine that helps my body feel relaxed.

The medicine might come in a liquid.



The medicine might come in a nose spray.



This is the hallway that will lead me back to the surgery/procedure room.



The Surgery/Procedure Room



This is the room where I will have my surgery or procedure.



These are the lights I might see when I am laying on the bed.



After laying on the bed, the doctors and nurses will help me get ready for a special medicine to help me sleep during my surgery or procedure.



Anesthesia Machine

This machine gives my body the medicine that helps me sleep so I do not:

- **Hear anything**
- **See anything**
- **Feel anything**

until I am done with my surgery/procedure!

I will breathe through a special mask that feels soft and squishy.



When the surgery/procedure is done, the medicine stops and my body starts to wake up.

I might have an IV placed after I fall asleep. An IV is a tiny flexible tube that will give my body some medicine while I am sleeping. My nurse will take out my IV before I leave.



Adolescent patients will typically have an IV placed before falling asleep.

The Recovery Room

This is the room where I will wake up when my surgery or procedure is all done!



After I have had something to drink, I will change into my own clothes, and I will go home.

Additional Support

If your child has any special needs or health issues you feel the doctor needs to know about, please be sure to inform the phone call nurses when they call you before your child's surgery or procedure.

It is important to notify us in advance about any special needs.

Preparing your child beforehand, as well as comforting your child during the visit, will help your child have a more positive experience.

Sometimes it is difficult to know how to explain surgeries or procedures to children. This preparation book has been created to help you and your child feel as prepared as possible.

If you feel that your child will have difficulty during your visit to the North Surgery Center or could benefit from a more detailed photo preparation book prior to their visit, please contact the North Surgery Center's Child Life Specialist at amber.terwilliger@chp.edu.